


General information about company

Scrip code	532658
NSE Symbol	EON
MSEI Symbol	INE076H01025
ISIN	Eon Electric Limited
Name of the company	No
Whether company is SME	Equity Shares
Class of Security	Quarterly
Type of report	30-06-2019
Quarter Ended / Half year ended/Date of Report (For Prelisting / Allotment)	
Date of allotment / extinguishment (in case Capital Restructuring selected) / Listing Date	
Shareholding pattern filed under	Regulation 31 (1) (b)



Sr. No.	Particular	Yes/No	Promoter and Promoter Group	Public shareholder	Non Promoter- Non Public
1	Whether the Listed Entity has issued any partly paid up shares?	No	No	No	No
2	Whether the Listed Entity has issued any Convertible Securities ?	No	No	No	No
3	Whether the Listed Entity has issued any Warrants ?	No	No	No	No
4	Whether the Listed Entity has any shares against which depository receipts are issued?	No	No	No	No
5	Whether the Listed Entity has any shares in locked-in?	Yes	Yes	No	No
6	Whether any shares held by promoters are pledged or otherwise encumbered?	Yes	Yes		
7	Whether company has equity shares with differential voting rights?	No	No	No	No
8	Whether the listed entity has any significant beneficial owner?	Yes			





Table 1: Summary Statement, including of specified securities

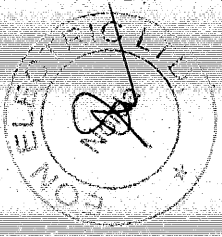
Note: Data will be automatically populated from shareholder pattern sheet - Data Entry Restricted in this sheet

Category (I)	Category of shareholder (II)	Nos. Of shareholders (III)	No. of fully paid up equity shares held (IV)	No. Of Party paid-up equity shares held (V)	No. Of shares underlying Depository Receipts (VI)	Total nos. shares held (VII) = (IV)+(V)+(VI)	Shareholding as a % of total no. of shares (calculated as per SCRR, 1957) (VIII)		Number of Voting Rights held in each class of securities (IX)			No. of Shares Underlying Outstanding convertible securities (X)	No. of Shares Underlying Outstanding Warrants (XI)	No. Of Shares Underlying convertible securities and No. Of Warrants (XII)	Shareholding, as a % convertible securities (as a % of (XII)) (XIII)	Number of Locked in shares (XIV)		Number of Shares pledged or otherwise encumbered (XV)		Number of equity shares held in dematerialized form (XVI)	
							As a % of (A+B+C)	As a % of (A+B+C+D)	Class X	Class Y	Total					No. (a)	As a % of total Shares held (b)	No. (a)	As a % of total Shares held (b)		
(A)	Promoter & Promoter Group	7	10437133	10437133		10437133	61.75	61.75	10437133.00		819000	8.10	4298030	38.26						10437133	
(B)	Public	17043	6463343	6463343		6463343	38.25	38.25	6463343.00											6463343	
(C)	Non Promoter-Non Public																				
(D)	Shares under DRs																				
(E)	Shares held by Employee Trusts																				
(F)	Total	17050	16902466	16902466		16902466	100	100	16902466.00								845000	5.00	4096030	24.15	16902466




Serial No.	Name of the Shareholders (I)	PAN (II)	No. of fully paid up equity shares held (IV)	Total nos. shares held (VII) = (VI)+(V)	Shareholding as a % of total no. of Shares (calculated as per SCRR, 1957) (VIII) As a % of (A+B+C)	Number of Voting Rights held in each class of securities		No. of Shares Underlying Outstanding convertible securities and No. of Warrants (X) (a)	Shareholding as a % assuming full conversion of convertible securities (as a percentage of diluted share capital) (XI) = (VII)+(X)(a) As a % of (A+B+C2)	Number of Locked in shares (XII)		Number of Shares pledged or otherwise encumbered (XIII)		Number of equity shares held in dematerialized form (XIV)	Reason for not providing PAN	Shareholder type
						No of Voting (XV) Rights	Total as a % of Total Voting rights			No. (a)	As a % of total Shares held (b)	No. (a)	As a % of total Shares held (b)			
A1(a) Individuals/Hindu undivided Family																
1	Mr. VP Mahendru	AAGPM4994D	909413	909413	5.38	909413.00	909413.00	5.38	5.38	0	0.00	0	0.00	909413		
2	Mr. Vivek Mahendru	AAGPM4993E	590660	590660	3.49	590660.00	590660.00	3.49	3.49	0	0.00	0	0.00	590660		
3	Mr. Vinay Mahendru	AAGPM4992F	576707	576707	3.41	576707.00	576707.00	3.41	3.41	0	0.00	0	0.00	576707		
4	Mrs. Bela Mahendru	AAJPM6362J	119978	119978	0.71	119978.00	119978.00	0.71	0.71	0	0.00	0	0.00	119978		
5	Mrs. Ratna Mahendru	ARBPM481E3H	133932	133932	0.79	133932.00	133932.00	0.79	0.79	0	0.00	0	0.00	133932		
	Total		2330690	2330690	13.79	2330690.00	2330690.00	13.79	13.79	0	0.00	0	0.00	2330690		

Click here to go back



Serial No.	Category	Name of the Shareholders (i)	PAN (ii)	No. of the Shareholders (i)	No. of fully paid up equity shares held (ix)	Total nos. shares held (vi) (VI) = (IV)+(V)+ (X)	Shareholding as a % of total no. of shares (calculated as per SCRR, 1957) (vii) (VII) As a % of (A-B-C2)	Number of Voting Rights held in each class of securities			No. of Shares Underlying convertible securities and No. of Warrants (XII) (a)	Shareholding as a % assuming full conversion of convertible securities (as a percentage of diluted share capital) (XIII) (XIII) (X)	Number of Locked in shares (XIV)		Number of Shares pledged or otherwise encumbered (XV)		Number of equity shares held in dematerialized form (XVI)	Reason for not providing PAN	Shareholder type
								Class eg: X	Total	Total as a % of Voting Rights			No. of Voting Rights	No. of Locked in shares (a)	As a % of total Shares held (b)	No. (a)			
1	Bodies Corporate	VPM ELECTRICALS PRIVATE LIMITED	AADU08209	1	5862177	5862177	34.68	5862177.00	5862177.00	34.68	845000	14.31	2998030	40.93	5862177				
2	Bodies Corporate	VPM INDUSTRIAL SERVICES CORPORATION LTD	AAHF7033M	1	2244256	2244256	13.28	2244256.00	2244256.00	13.28	0	0.00	1700000	75.75	2244256				
				2	8106433	8106433	47.96	8106433.00	8106433.00	47.96	845000	10.42	4998030	50.93	8106433				



Serial No.	Category	Category / More than 1 percentage	Name of the Shareholders (i)	PAN (ii)	No. of the Shareholders (i)	No. of fully paid up equity shares held (iv)	Total nos. shares held (vi) = (iv)+(v)-(vii)	Shareholding as a % of total no. of shares (calculated as per SCRR, 1957) As a % of (A+B+C)		Number of Voting Rights held in each class of securities			Shareholding, as a % assuming full conversion of convertible securities (as a percentage of diluted share capital) (X) = (VII)+(X) As a % of (A+B+C)	Number of equity shares held in dematerialized form (XV)	Reason for not providing PAN
								(viii) As a % of (A+B+C)	(ix) As a % of (A+B+C)	Class wise %	Total	Total as a % of Total Voting rights			
B3(c) Any Other (Specify)															
1	Clearing Members				24	8289	8289	0.05	0.05	2289	8289	0.05	0.05	8289	
2	Bodies Corporate				102	469742	469742	2.78	2.78	469742	469742	2.78	2.78	469742	
3	Non-Resident Indian (NRI)				180	262746	262746	1.55	1.55	262746	262746	1.55	1.55	262746	
4	HUF				941	223650	223650	1.32	1.32	223650	223650	1.32	1.32	223650	
5	Trusts				2	3452	3452	0.01	0.01	3452	3452	0.01	0.01	3452	
						Total		5.71	5.71	965879.00	965879.00	5.71	5.71	964579	

Shiv Kumar
